



Fall

Literature Extension Project

By: Ms. Jeffries

First Grade



"Picking Apples and Pumpkins"



Project:

Welcome Fall! Hello, My name is Dawn Jeffries and I am a first grade teacher at Montgomery Elementary School. I invited Mrs. Taegder's class which is another first grade class in our Fall reading project. We began by putting our students into small groups based on their reading level. There were about three to five students in each group. All the groups had a different story to read on Fall. The books above are the stories they read starting with the easiest level on the left going up.

The first day the students were introduced to the book, they did a picture walk and the teacher read them the story as a read aloud. The next day they read the story with a partner in there group. Then they read it to themselves. On the last day they meet with the other class and grouped up with the other students who were reading the same book and took turns reading.

We also worked on a variety of reading skills and strategies to complete each day after we read the book. The group meet and talked about there favorite parts and why. They also discussed words they got stuck on and helped each other out.

I collaborated with Mrs. Taegder the other first grade teacher and Mr. Lee the computer teacher. We spent time planning on what software to use and decided which projects we wanted to use. The project chooses are: create a new book cover, draw your favorite scene or create a poster. First the class drew a sketch as a kind of story board to work from. We brought our sketches and books to the computer lab where we used MaxWrite. The students used the doodle pad to draw their projects. They used backgrounds, clip art, paint and color tools. They typed there titles for new book covers and names. Finally, we printed them out and shared our projects with the class.

Reflection:

I feel both classes did an outstanding job on their extension projects. It helped build on comprehension, summarization and interpretation skills as they created a piece based on the literature they read. The students' were excited when they heard about this project. They love working with others and on the computer. When they were sharing there pieces they didn't just say here is a pumpkin they also started to explain why they selected to draw a pumpkin and how it was related to the story. I was very surprised!

Assessment:

4 -meets all 3 - meets most 2- meets some 1- meets few

Project is related to story _____

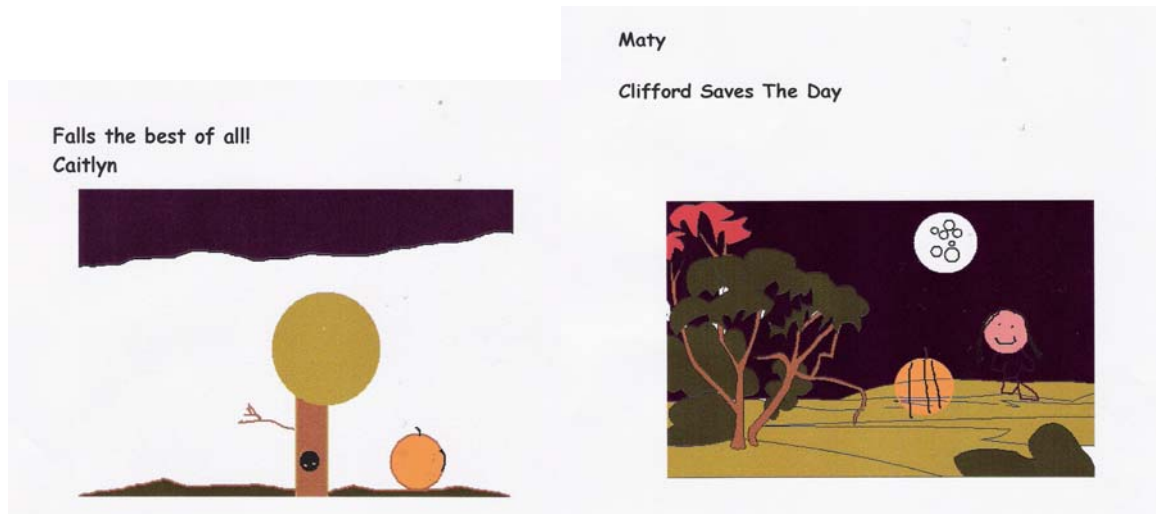
Project is appealing _____ Effort into project _____

Presentation of project _____

Total: ____/16


Samples: (under each example I wrote what story it was from)

Here are some examples of a new book cover:



"Fall"

"Clifford: Picking Apples and Pumpkins"



"It is Fall"

"Fall"

Here are some examples of there drawings of their favorite scenes:

Lilia



When they piked
the apples.

Madison



When the Pumpkin was
alon.

"Pumpkins and Apples"

"One Little Pumpkin"


Here are some examples of the posters:

Kevin



"Fall"

Logan



"It is Fall"

Rebecca



"Pumpkins and Apples"